





























ADCUFF™ SPU









Compatibility Chart

ADC's Adcuff SPU standardized connectivity solution is the simplest yet. Choose a one-tube cuff with a bayonet-type (HP) connector, or a two-tube cuff with a screw-type (Dinamap) connector. Then, if needed, use a straight, X, or Y adapter to connect your cuff of choice to virtually any monitor on the market.

Common configurations and some custom solutions are shown below. If you don't see yours, take a picture and contact ADC Customer Service at **1-800-ADC-2670** or customerservice@adctoday.com.

Existing Cuff End	Standardizing On	You'll Need This Cuff	You'll Need This Adapter
 <p>1-Tube with Plastic Male Slip Luer CasMed 740/750 monitors</p>	1-Tube Cuffs	8450-SIZE-1HP	 +  HPF-S-N 8972
	2-Tube Cuffs	8450-SIZE-2SC	 +  SCF2-Y-N 8972
 <p>2-Tube with Plastic Male Slip Luer CasMed 740/750 monitors</p>	1-Tube Cuffs	Using a single-tube cuff on a two-tube monitor can result in measurement errors and is not recommended*	
	2-Tube Cuffs	8450-SIZE-2SC	 +  SCF-S2-N 8972 (x2)
 <p>1-Tube with Plastic Male Screw Welch Allyn, GE Critikon/Dinamap, CAS, Criticare, MDE, Invivo Research, Omega monitors</p>	1-Tube Cuffs	8450-SIZE-1HP	 +  HPF-S-N 8971
	2-Tube Cuffs	8450-SIZE-2SC	 +  SCF2-Y-N 8971
 <p>2-Tube with Plastic Male Screw Welch Allyn, GE Critikon/Dinamap, CAS, Criticare, MDE, Invivo Research, Omega monitors</p>	1-Tube Cuffs	Using a single-tube cuff on a two-tube monitor can result in measurement errors and is not recommended*	
	2-Tube Cuffs	8450-SIZE-2SC	No Adapters Needed

Existing Cuff End	Standardizing On	You'll Need This Cuff	You'll Need This Adapter
 <p>1-Tube with Plastic Male Bayonet Philips Agilent/HP, Criticare, Datascope, new Spacelabs, Siemens, and Colin (Prodigy II) monitors</p>	1-Tube Cuffs	8450-SIZE-1HP	No Adapters Needed
	2-Tube Cuffs	8450-SIZE-2SC	 SCF2-Y-HPM
 <p>2-Tube with Plastic Male Bayonet Philips Agilent/HP, Criticare, Datascope, new Spacelabs, Siemens, and Colin (Prodigy II) monitors</p>	1-Tube Cuffs	Using a single-tube cuff on a two-tube monitor can result in measurement errors and is not recommended*	
	2-Tube Cuffs	8450-SIZE-2SC	 SCF2-Y-HPM
 <p>1-Tube with Plastic Female Slip Luer Older Spacelabs (Instrumentarium), Datascope, Dräger, Fukuda Denshi, BCI, Colin, Welch Allyn and Nihon Koden monitors</p>	1-Tube Cuffs	8450-SIZE-1HP	 HPF-S-N + 8971F
	2-Tube Cuffs	8450-SIZE-2SC	 SCF2-Y-N + 8971F
 <p>2-Tube with Plastic Female Slip Luer Older Spacelabs (Instrumentarium), Datascope, Dräger, Fukuda Denshi, BCI, Colin, Welch Allyn and Nihon Koden monitors</p>	1-Tube Cuffs	Using a single-tube cuff on a two-tube monitor can result in measurement errors and is not recommended*	
	2-Tube Cuffs	8450-SIZE-2SC	 SCF-S2-N + 8971F (x2)
 <p>1-Tube with Plastic Male Marquette GE and Welch Allyn monitors</p>	1-Tube Cuffs	8450-SIZE-1HP	 HPF-S-N + 9000QCM
	2-Tube Cuffs	8450-SIZE-2SC	 SCF2-Y-N + 9000QCM
 <p>2-Tube with Plastic Male Marquette GE and Welch Allyn monitors</p>	1-Tube Cuffs	Using a single-tube cuff on a two-tube monitor can result in measurement errors and is not recommended*	
	2-Tube Cuffs	8450-SIZE-2SC	 SCF-S2-N + 9000QCM (x2)

Existing Cuff End	Standardizing On	You'll Need This Cuff	You'll Need This Adapter
 <p>1-Tube with Plastic Female Marquette GE and Welch Allyn monitors</p>	1-Tube Cuffs	8450-SIZE-1HP	 HPF-S-MQF
	2-Tube Cuffs	8450-SIZE-2SC	 SCF2-Y-MQF
 <p>2-Tube with Plastic Female Marquette GE and Welch Allyn monitors</p>	1-Tube Cuffs	Using a single-tube cuff on a two-tube monitor can result in measurement errors and is not recommended*	
	2-Tube Cuffs	8450-SIZE-2SC	 SCF2-S2-MQF
 <p>1-Tube with Female Luer Lock Colin, Spacelabs, and Datascope monitors</p>	1-Tube Cuffs	8450-SIZE-1HP	 HPF-S-N + 8973
	2-Tube Cuffs	8450-SIZE-2SC	 SCF2-Y-N + 8973 (x2)

* If your facility has both single- and two-tube monitors, we recommend standardizing on our two-tube cuff solution. Why? Because with a two-tube system one tube generally carries the air supply while the second carries the oscillometric wave form. And though it can be OK to use a two-tube cuff on a single-tube monitor, combining two into a single tube can lead to measurement errors.

For cuff selection, replace **SIZE** with the size code:

SIZE	SIZE CODE
Infant	7I
Child	9C
Small Adult	10SA
Adult	11A
Adult Long	11AL
Large Adult	12X
Large Adult Long	12XL
Thigh	13T





Diagnostic instruments of extraordinary design, exceptional quality, and superior performance – all with the industry’s most comprehensive warranties.

In use on six continents in more than 60 countries, ADC products enjoy a reputation for performance, durability, and value. For more than 30 years, healthcare professionals and institutions have relied on ADC to deliver the right equipment at the right price, with a user experience that’s second to none.



American Diagnostic Corporation
55 Commerce Drive
Hauppauge, NY 11788

tel: 631-273-9600
toll free: 1-800-232-2670
fax: 631-273-9659

www.adctoday.com
info@adctoday.com



6 34782 08573 5